



505 - 6th Street, Suite 200
New Westminster, BC V3L 0E1

Toll Free: 1-866-566-SAFE
Fax: (778) 396 - 2064
www.safetyauthority.ca

TECHNICAL STANDARDS & SAFETY AUTHORITY
14TH FLOOR CENTRE TOWER-3300 BLOOR STREET
TORONTO ON M8X 2X4

Date: April 20, 2016
Account #: 35231
Journal #: 65205
Our File #: 5587003

Attn: TANYA FRANCIS

Re: Application for Design Registration

The design, as detailed in your, TSSA SR# 1831998, for a Fitting is accepted for registration as follows:

Registered To: SWAGELOK COMPANY **CRN:** 0A18288.51

Drawing #: MS-02-472 (Product Catalog)

Drawing Revision: Jan 2016

Conditions Of Registration:

Reg'n of Swagelok Cone & Thread JPT MP Fittings as per scope of registration sheets (3 pages).

This design was registered based on a technical review performed by the province of initial registration in accordance with the Association of Chief Inspectors policy on reciprocal recognition of design review.

Contact me if you have any questions. The invoice for registration will be forwarded under separate cover.

SHARON PETERS

boiler.designregistration@safetyauthority.ca
Design Administration

cc:

Sharon Peters

Attachment B: Scope of CRN Registration for Swagelok Cone and Thread IPT Fittings (Category A)

This document represents the scope of the Swagelok Cone and Thread IPT Fittings covered by this submission for CRN approval. The Swagelok Cone and Thread IPT Fittings were designed and evaluated in accordance with ASME B31.3 Chapter IX for unlisted components.

Summary Table

Product Description	Materials	End Connections	Sizes	Maximum Rated Pressure (psi)		Design Code of Construction
				At ambient temperature	At maximum temperature (1000F)*	
Cone and Thread Fittings – IPT Series	316 SS A276 or A479	Medium-Pressure Cone and Thread	1/4"	20000	16800	ASME B31.3 Chapter IX (unlisted components)
			3/8"	20000	16800	
			9/16"	20000	16800	
			3/4"	20000	16800	
			1"	20000	16800	

*Max temperature pressure ratings were obtained by multiplying the medium pressure working rating listed in the product catalog by the listed elevated temperature factor for Strain-Hardened 316 SS (0.84)

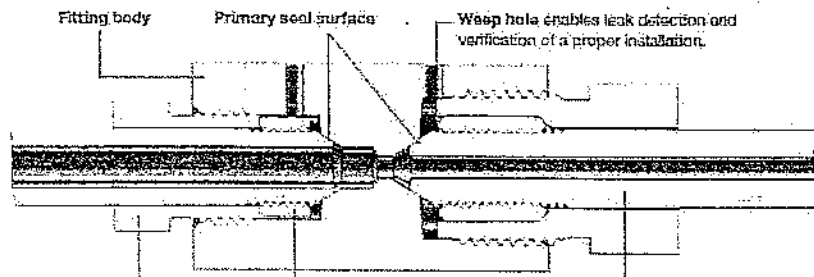
Product illustration



Cone and Thread Fitting – IPT Series.

Medium-pressure cone and thread end connection shown on left side of fitting.

High-pressure cone and thread end connection shown on right side of fitting.



Gland creates a load on the collar to ensure a seal on the tubing and body angle area.

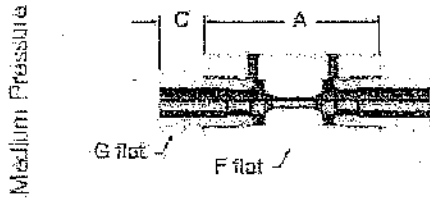
Collar threads onto the cone and thread tubing with left-hand threads to prevent accidental disassembly of collar during installation.

Cone and thread tubing is required for cone and thread fitting installation. High-pressure tubing has a thicker wall than medium-pressure tubing. See the Tubing/Fitting Compatibility matrix on page 59.

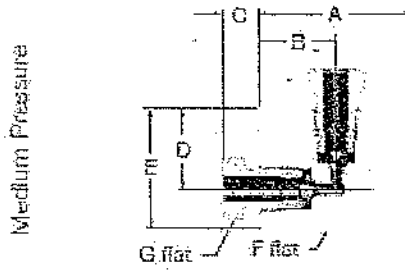
0A18288.5
Safety AUTHORITY
April 18, 2016
BCSA J#65205

Configurations

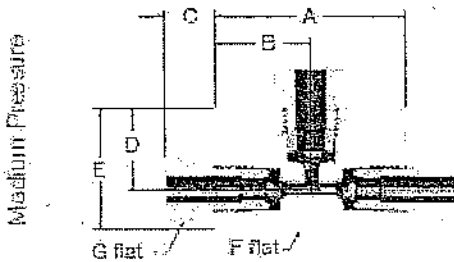
Couplings



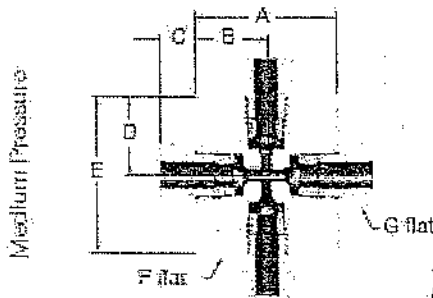
Elbows



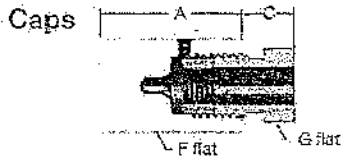
Tees





Crosses



Caps and Plugs



Medium-pressure configuration shown.



Typical Product Characteristics

Some product options could affect the pressure-temperature ratings shown in the Summary Table, but in all cases the ratings are less than or equal to those shown in the Summary Table. An example of this would be collars, glands, or tube nipples.

Additional options that do not affect pressure-temperature ratings may be made available within the scope of this registration.

Quality System

The Swagelok Company quality system complies with the requirements of BS EN ISO 9001:2008. The Swagelok Company maintains British Standards Institution Certificate of Registration Number FM 01729, which applies to all locations listed on the Certificate. IPT Fittings are manufactured at a Swagelok Company location in Erie, Pennsylvania.

References

The product catalog does not represent the full scope of registration, but rather details some of the most common options.

- Medium and High Pressure Valves, Fittings and Tubing Catalog MS-02-472